



# Minivator Stairlifts

Lifting expectations





**If you have difficulty getting up and down stairs you are not alone. Every year thousands of people look for a solution to the problems posed by the difficulty they have using the staircase in their home.**

The decision to install a stairlift is sometimes a difficult one to take but when compared with the alternative of moving house, or living on one level of their house, many people have found it to be their preferred option.

The idea of selecting a stairlift and having it fitted may be daunting at first; however they can usually be fitted in a couple of hours and this guide will help explain what you need to think about when choosing your Handicare stairlift.

We hope it will make choosing the stairlift that is right for your needs both now and in the future much easier.

## Using a stairlift

Unless you know someone who is already benefitting from using a stairlift you may be a little unsure of what is involved in owning and using a stairlift.

It is a popular misconception that stairlifts are fixed to the wall. This is rarely the case with domestic stairlifts which are usually fitted directly on to the staircase itself.

A stairlift has three basic components. Firstly, a track is fitted to your stairs and a power pack (the drive unit) is fitted to the track, this is the unit that will travel along the track, then the seat that most suits your needs is fitted to the power pack.

All stairlifts are operated by a switch or toggle that is held in the direction of travel to make the lift move. When it is released the lift will stop moving.

Whilst stairlifts are very simple to use they are mechanical devices and do require annual servicing and maintenance.



# Choosing a stairlift to suit your staircase

Stairlift tracks fall into two basic categories: straight and curved; it can be a little confusing to know which type you need for your staircase.

## Straight Stairlifts

Straight stairlift tracks can only travel in straight lines, they cannot turn a corner or go around a bend. Straight stairlifts are suitable for use where a stairlift only needs to travel in one straight line; for example from the hall to the landing as shown in diagram A.

Handicare offers a range of straight stairlifts to suit your needs: the Simplicity Series and the Minivator 1000 are detailed on pages 11–15.

## Curved Stairlifts

Curved stairlifts have tracks that are specifically designed to suit staircases that turn corners or are spiral: the staircases shown in diagrams B, C and D are examples of the type of staircase that curved stairlifts can be used on, but there are many more.


All Handicare curved tracks are made to order following a survey of each individual staircase.

The Minivator 2000 is a versatile system with some of the tightest track bends available; it can accommodate a wide range of staircase configurations and will hug the edge of your staircase. The twin rail system provides a safe and smooth ride and whilst available in two colours as standard, light grey or gun metal, it can actually be supplied in any colour to match your décor.

State of the art survey and manufacturing processes mean that Handicare routinely manufactures bespoke tracks in market leading timescales.

## Straight Stairlifts and stair configuration

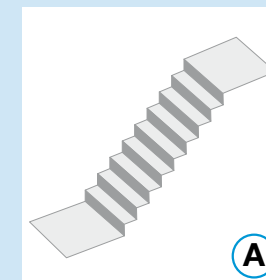
Straight stairlifts cannot travel around any bend or corner.



Simplicity

Simplicity+

Minivator 1000



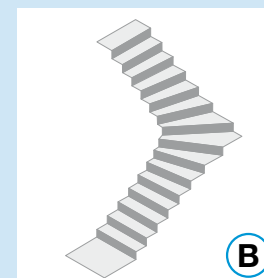
A

## Curved Stairlift and example stair configurations

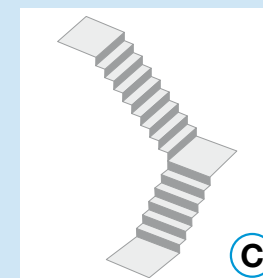
Minivator 2000 curved stairlifts can travel around corners, across intermediate landings and even up spiral staircases! Designed for your individual staircase, you know the track will fit snugly while giving you a smooth ride.



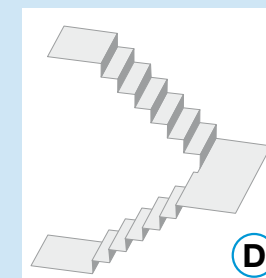
Minivator 2000



B



C



D



# A stairlift that is exactly right for you

## Staircase Survey

You do not need to worry about surveying your staircase, your Handicare supplier will do this for you. They will advise you of any adjustments required to fit your stairlift (e.g. move a cupboard) and which is the best side of your staircase to fit your Handicare stairlift.

Most staircase surveys are quick and easy to perform. If your staircase is more complex with intermediate landings, fan stairs or a spiral for example, the survey will be conducted quickly with Handicare's eSurvey system. Handicare curved stairlift tracks are designed to suit your individual staircase so it is important the staircase is measured accurately to ensure your track is the best possible fit for you and your staircase.

*e*survey



Most Handicare dealers use the Handicare eSurvey system for surveying curved staircases. This specially developed electronic system maximises the accuracy of a curved staircase survey whilst minimising the time needed to carry it out.

Cards are placed on and around the stairs and photographed. Our specialist software measures these images to create an accurate 3D model of your staircase so the track is designed to fit your staircase perfectly.

## User Assessment

Your Handicare supplier will wish to conduct a User Assessment at the same time as conducting the Staircase Survey.

During this assessment some measurements may be taken to ensure the stairlift chosen is suitable for you. There will also be some simple questions to see which would be the best side to place the controls, what sort of seat belt would best suit the user/s and to ascertain which features would be required now and in the future.

The assessment is non-intrusive and whilst it is preferable that this is conducted in advance the non-availability of the user will not prevent the supply of a stairlift as long as someone will undertake to provide the information on the user's behalf.

Handicare stairlifts are designed to cater for a wide range of abilities and carry a series of adjustments (e.g. seat height) that can be performed during installation to tailor the stairlift to suit the user as required.



# Do you need a hinged track?

In order for the seat to get low enough for the user to sit on it is necessary for the track to extend beyond the staircase to the hall floor. Some houses will have a doorway close to the bottom of the stairs and the track may intrude across this. In these circumstances a hinged track should be fitted. This means that the track can be folded away from the doorway giving clear access.

## Manual Hinge

## Powered Hinge

5



*Manual Hinges can be lifted when the stairlift is not in use.*

The Simplicity, Simplicity+ and Minivator 1000 are available with a manual hinged track. This means you will need to raise and lower the track manually. The gas strut assisted hinge is designed to make manual operation as easy as possible.



*Powered Hinges are operated at the touch of a button from upstairs or down to move the track away from doorways.*

The Minivator 1000 and the Minivator 2000 are both available with an automatic hinged track. When operating the stairlift from the toggle, the hinge will lift/lower automatically.

When the stairlift is not in use the hinge is folded by holding a button on the remote control which means you do not need to move the track yourself. When the button is pressed your stairlift moves up the track and parks, the hinge section then moves automatically leaving the doorway clear.



### Important

Hinge tracks should always be raised when users go to bed, particularly if they are enabling access to the front door of a property or creating an obstacle for other users of the household.

# Handicare's remarkable Slide Track!

The Slide Track is a ground breaking solution available only from Handicare for use with a Simplicity or Simplicity+ straight stairlift. This unique solution removes the need for a hinge, instead the track moves up the staircase at the same time as the seat is moving, leaving the doorway at the base of your stairs unobstructed.


## The Slide Track



*The Slide Track moves away from or towards the hall floor as you travel up or down.*

Similar to a powered hinge, the Slide Track works automatically when the toggle or remote control is activated.

A Slide Track is slightly shorter than the length of your staircase. When you start to travel up the staircase the track will move with you. The track will reach the top of your stairs before the stairlift, it will stop whilst your stairlift continues on its journey to the top where you can safely dismount. When you come downstairs the track will travel down with you so you can dismount safely at the bottom.



*The Slide Track moves towards or away from the landing as you travel up or down.*

The Slide Track is fitted with safety sensors at either end, these will halt the track if it encounters an obstacle during use. Your stairlift will continue to move towards the obstacle if desired where, if safe to do so, you can remove the obstruction and continue your journey. Alternatively the track and stairlift can be moved away from the obstruction. The Slide Track also offers safety benefits over a traditional hinged system by removing any risk of an object becoming caught in the hinge.



# Stairlift Features

## Swivelling your Stairlift Seat

When you arrive at the top of the stairs you will need to swivel your seat round so that you exit onto the landing safely.



### Manual Swivel

If you have a manual swivel you will find a handle at either side of the seat. By pressing either handle down, or pulling it up\*, you can swivel the seat around to face the landing, where it will lock in place, allowing you to dismount safely.

7

\* The Simplicity swivel operates by pressing down only.

### Powered Swivel

If you choose the powered swivel option the swivel is operated by continuing to hold the toggle when you arrive at the top of the staircase. The seat will move automatically while the toggle is activated. Our powered swivels have a manual override for emergency release to improve stairway access if required.



## Folding your footplate

The footplate and seat can be folded up to increase available space leaving the staircase as clear as possible for other users.

### Manual footplate

Lifted and lowered by hand, manual footplates are fitted with an easy fold mechanism that minimises the strength required to fold the footplate up or down.

### Powered Footplate

If you choose the powered footplate option it will remove the need for you to bend down to fold or unfold the footplate. You can choose to have a footplate that folds automatically when the seat is folded and unfolded, or that is operated separately to the seat by a switch in the seat arm so you can raise and lower the footplate whilst seated.



## Parking and calling your stairlift

All Minivator stairlifts come with two remote controls as standard, so you can have one upstairs and one downstairs. This means you can send your stairlift up and down the track without having to sit on it. This not only allows you to park at the top or bottom of the stairs, it is ideal for multi-user situations as your stairlift can be called between levels, just like an elevator.







# The benefits of Handicare's Minivator Stairlifts

Handicare is one of the world's largest manufacturers and installers of stairlifts and we have helped thousands of people regain their independence by providing safe and reliable solutions to the difficulties posed by stairs at home. At Handicare we know staying in their home can mean the world to some people and we are proud to have helped so many people overcome the problems they had climbing up and down stairs.

When you choose a stairlift from the Minivator range you are not only selecting a model that complies to British and European

standards, you are also choosing an ISO Quality approved supplier who conforms to the ethical business practices required by both the British Healthcare Trades Association (BHTA), whose code of practice is approved by the Office of Fair Trading, and the Lift and Escalator Industry Association (LEIA). You have the peace of mind of knowing your stairlift has been made by a respected, reputable company with a tried and tested reputation for safety, reliability and innovation.

All Handicare stairlifts are designed with the user in mind. We have drawn on feedback from users, healthcare

professionals and our substantial experience to develop a range of stairlifts to suit different users' needs and budgets too.

Some stairlift users may have limited dexterity or painful conditions such as arthritis; Minivator's signature operating toggle minimises these problems by making stairlifts easy to use. The toggle can be fitted on whichever side of the stairlift is easiest for you to operate.

All that you need to do to use your Minivator stairlift is to press or hold the toggle in the direction you wish to travel and your stairlift will transport you smoothly and safely.

Handicare stairlifts offer features such as a powered swivel seat and powered folding footplate; these can make using a stairlift even easier by allowing you to operate these functions at the touch of a button rather than manually – and battery back-up means they will still work in a power cut. Even if you don't need them now, they may be something you will benefit from in the future.





# Safety as standard

All Handicare stairlifts have safety sensors on the power pack and footplate; these are designed to stop the lift if it meets any obstruction. Once stopped it can only be moved in the opposite direction to the obstruction. The Minivator range offer a diagnostic display so that you can monitor the status of your stairlift, e.g. a safety edge has been activated.



Your stairlift will also come with a seat belt as standard for additional peace of mind. Our easy release retractable seat belt gives the added flexibility of allowing you to fasten it to one side or centrally, whichever is easier for you or other users.



# Easy to use

All Minivator stairlifts are operated by pressing or holding the large, robust toggle switch in the direction of travel.



Located at the end of the seat arm it can be easily operated by the hand or arm and leaves the arm rest clear to provide unhindered support when getting on or off the seat.

10



---

# Simplicity

## Straight Stairlift

---

If you do not require powered options, and you have a straight staircase, the Simplicity offers you a safe and cost effective way to overcome the challenge of climbing your stairs.

The upholstery is available in Sand coloured wipe clean flame retardant fabric.

The Simplicity footplate and seat swivel are manually operated. The Simplicity comes with a clip seat belt as standard.

The Simplicity Series track offers a continuous charge function meaning that the lift can be parked on any part of the track when it is not in use. This means you do not need to worry about where you leave your lift on the track as the batteries will charge in any position.

The Simplicity can have a manual hinge or a Slide Track if required.

---

Min-max overall footplate to seat: 390-560mm

Width of seat at widest point: 480mm

Min folded intrusion: 285mm

Max user weight: 140kg/22st

Max user weight with Hinge/Slide Track: 120kg/19st





---

# Simplicity+

## Straight Stairlift

---

For those requiring powered options, the Simplicity+ is a stylish solution to overcome the challenges of climbing straight stairs. It combines the continuous charge track of the Simplicity with the seat of the Minivator 1000 which means it is available in a selection of six colours.

The Simplicity+ offers the choice of manual or powered folding footplate and swivel options.

The Simplicity+ is compatible with the powered Slide Track or manual hinge system so if you have a doorway close to the bottom of your stairs the Simplicity+ offers you a choice of solutions to prevent the track from causing an obstruction.

---

Min-max overall footplate to seat: 430-540mm  
Width of seat at widest point: 460mm  
Min folded intrusion: 370mm  
Max user weight: 140kg/22st  
Max user weight with Hinge/Slide Track: 120kg/19st





---

# Minivator 1000

## Straight Stairlift

---

For those looking for minimal track intrusion into the staircase, the Minivator 1000 offers one of the slimmest straight stairlift tracks on the market. Available in a choice of six upholstery colours, it can be supplied with optional powered features to fold the footplate and to swivel the seat at the top of the staircase to allow for ease of exit.

The slim line aluminium track has a hidden rack which offers two park points (as standard) which charge the batteries at the top and bottom of the stairs. The Minivator 1000 boasts our heaviest weight capacity at 160kg/25st.

The Minivator 1000 can be combined with a powered hinge solution to prevent the track from obscuring any doorway at the base of the stairs.

---

Min-max overall footplate to seat: 465-540mm

Width of seat at widest point: 460mm

Min folded intrusion: 385mm

Max user weight: 160kg/25st

Max user weight with Hinge Track: 137kg/21½st



---

# Outdoor stairlift

---

It isn't only stairs inside the home that cause problems for some people. Steps up to a porch or front door can be equally difficult to climb.

The Minivator 1000 Outdoor stairlift is fully waterproofed and designed to overcome the problems caused by external straight runs of stairs.

Like all Handicare stairlifts the outdoor model has a key switch to prevent unauthorised use of the lift, which means it can be isolated when not in use.

Supplied with UV protected Slate Grey upholstery the Minivator Outdoor stairlift also comes with a waterproof cover to keep it protected from the weather so it is always ready for use.

---

Min-max overall footplate to seat: 450-570mm

Width of seat at widest point:

440mm (+50mm with arm spacers)

Min folded intrusion: 387mm

Max user weight: 160kg/25st






---

# Perch Seats

## Straight and Curved Stairlifts

---

If you have restricted movement in the knee or hip joints you may find sitting painful. In these situations a perch seat may be the solution.

A Perch seat means that the user is almost in a standing position when they are using the lift. There is a shortened seat and retractable seat belt which provide a stable support area for users to 'perch' on.

Perch seats are available on the Simplicity+, Minivator 1000 and 2000 lifts.

Upholstery is available in a choice of six colours.

Your Handicare supplier will be able to advise you which seat is most suited to your needs.

---

Min-max overall footplate to seat is dependent on the model chosen but the max would be 877mm (Minivator 1000 straight) or 875mm (Minivator 2000 curved)

Width of seat at widest point: 460mm

The folded intrusion is dependent on the model chosen – your Handicare dealer can supply detailed measurements.

Max user weight, Simplicity+: 140kg/22st

Max user weight, Minivator 1000: 160kg/25st

Max user weight, Minivator 2000: 137kg/21½st



---

# Minivator 2000

## Curved Stairlift

---

The Minivator 2000 curved track system is tailored to your individual staircase, ensuring the best fit possible. Optional powered features to fold the footplate and to swivel the seat at the top of the staircase to allow for ease of exit are available.

The twin rail system, designed for a stable and smooth ride, is supplied in light grey or gun metal as standard; Handicare also offer special orders so the track can be finished in any colour to suit your décor.

The track can be designed to take you from the ground floor directly onto the landing level, to suit your needs exactly.

The Minivator 2000 can be combined with powered automatic hinge solution to prevent the track from obscuring any doorway at the base of the stairs.

---

Min-max overall footplate to seat: 485-630mm

Width of seat at widest point: 460mm

Min folded intrusion: 400mm

Max user weight: 137kg/21½st

Max user weight with Hinge Track: 137kg/21½st



# Handicare's Minivator Stairlifts at a glance

Seat options	Simplicity	Simplicity+	1000	2000	
Clip Seat Belt	✓	X	X	X	This black belt has a central clip which is squeezed both sides to operate.
Velcro Seat Belt	X	○	○	○	This black belt has velcro on either end to hold it firmly in place.
Retractable Seat Belt	X	✓	✓	✓	This retractable cream belt can be clipped together on one side or centrally.
Choice of Upholstery	X	✓	✓	✓	A selection of six colours means you can choose upholstery to match your décor.
Intelligent Safety	X	○	○	○	Automatically returns your stairlift to the safest park position to facilitate emergency access.
Powered Swivel	X	○	○	○	This makes turning the stairlift seat to get in and out on the landing as easy as possible.
Short Arm	○	X	X	X	This allows a seat to swivel on particularly narrow staircases.
Perch Seat	X	○	○	○	Ideal for users who have difficulty bending at the hip or knee joint.
Outdoor Version	X	X	○	X	Designed for use outside, up to a front door for example.

Footplate options	Simplicity	Simplicity+	1000	2000	
Manual	✓	✓	✓	✓	The footplate is folded and unfolded manually.
Powered from Seat	X	○	○	○	Folds the footplate away when the seat is folded up.
Powered from Arm	X	○	○	○	The footplate can be lifted and lowered by a switch under the arm whilst the user is seated.

Track Features	Simplicity	Simplicity+	1000	2000	
Travels around corners and bends	X	X	X	✓	For a wide range of staircases, from ones that turn a corner to multi-flight or spiral.
Charge anywhere on track	✓	✓	X	X	Your lift charges wherever it is parked on the track.
Multiple charge points	X	X	✓	✓	Use your remote control to park on charge points.
Slim line Anodised Track	X	X	✓	X	The slim track maximises the clear space on your staircase once your stairlift is installed.
Track available in any colour	X	X	X	○	Customise your curved stairlift track to match your décor.
Zero intrusion into landing	○	X	X	○	For use when a doorway close to the top of the stairs would be obstructed by the track.
Manual Hinge	○	○	○	X	For use when a doorway close to the bottom of the stairs would be obstructed by the track.
Powered Hinge	X	X	○	○	Automatically moves the track while the stairlift moves leaving doorways unobstructed.
Slide Track	○	○	X	X	The track moves with the stairlift, leaving doorways clear and removing the need for a hinge.

Weight capacity	Simplicity	Simplicity+	1000	2000
Standard Maximum Weight	140kg/22st	140kg/22st	137kg/21½st	115kg/18st
Max weight with Heavy Duty Kit	X	X	160kg/25st	137kg/21½st

Standards compliance	Simplicity	Simplicity+	1000	2000
BS5776: Stairlifts	✓	✓	✓	✓
ISO9386: Stairlifts	✓	✓	✓	✓

✓ Available as standard ○ Optional X Not available

## Upholstery Colour Choices Simplicity+/1000/2000



# Your questions answered

For many people making the decision to have a stairlift installed can be a daunting one. We have answered a few of the more common questions below. If you have further questions your Handicare supplier will be happy to answer these, no matter how small. Don't worry, it is unlikely you will be the first person to ask!

## **Will I need to redecorate once my stairlift is installed?**

Your new stairlift will be fitted to your staircase, not your wall so in most cases the answer will be no.

In some instances you may need to have a handrail moved or a window sill reduced in order to avoid clashes with your new stairlift, in which case some minor re-decoration may be needed after the lift is installed.

## **How long does it take to install a stairlift?**

The complexity of your stairlift will determine how long it takes to fit your lift, however most lifts will only take between two to four hours to install.

## **What happens if there is a power cut?**

There's no need to worry. Your Handicare stairlift is operated by batteries, these re-charge when your stairlift is left on a charge point. This means your stairlift will continue to work if the power supply is interrupted for a limited number of trips. The Simplicity Series stairlifts will charge wherever they are left on the track.

## **What happens if I leave my stairlift off charge?**

Audible and visual signals will alert you that your lift is not on a charge point. The power supply to the stairlift should remain switched on at all times. If stairlift batteries are allowed to go completely flat they may need to be replaced.

## **What if I want to have a new carpet?**

Your stairlift can be removed and refitted to allow for the laying of new carpets. Many stairlift suppliers offer removal and re-installation services.

## **How long will I have to wait for my stairlift?**

This will depend on which Handicare lift you order, Handicare understand the difference a stairlift can make to your quality of life which is why we aim to offer the shortest market lead times possible.







Handicare Accessibility Ltd  
82 First Avenue, Pensnett Estate, Kingswinford  
West Midlands DY6 7FJ, England  
User support: 08700 118282  
Textphone: (180015)020 7490 8913 ext 05  
Voicephone: (18002)020 7490 8913 ext 05  
Email: [enquiries@handicare.co.uk](mailto:enquiries@handicare.co.uk)

**[www.handicare.co.uk](http://www.handicare.co.uk)**

---

Handicare Treppenlift  
Gesellenweg 7, 32427 Minden, Germany  
Tel: +49 (0)571 973398-0  
Fax: +49 (0)571 973398-33  
Email: [treppenlifte@handicare.de](mailto:treppenlifte@handicare.de)

**[www.handicare.de](http://www.handicare.de)**

## Also available from Handicare



Bath Lifts to suit most straight baths.

---

## North America

10 Industrial Park Drive, Mount Pocono PA 18344  
United States  
Tel: 570 895 2480  
Toll Free: 866 276 LIFT/5438  
Email: [info@sterling-stairlifts.com](mailto:info@sterling-stairlifts.com)

**[www.sterling-stairlifts.com](http://www.sterling-stairlifts.com)**

---

## International website

[www.handicare.com](http://www.handicare.com)

Please be aware that actual colours may vary slightly from those shown. All information is provided in good faith but does not constitute a guarantee. Handicare Accessibility reserves the right to alter designs and specifications without prior notice.

MINSTAIRA4

